



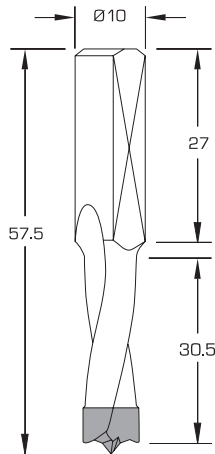
DRILL BITS / HINGE BORING BITS
Drill Bit Adaptors / Mortise Bits



PRODUCT CATEGORY	PAGE NO.
45° COUNTERSINK	G21
BORING DRILLS	G22 - G28
CUSTOM COUNTERBORE BIT	G31, G32
CUSTOM COUNTERSINK BIT	G31, G32
DOWEL DRILLS	G10, G14, G18
DRILL ADAPTORS	G20
DRILL BUSHING	G20
HIGH PRECISION DOWEL DRILLS	G1, G3
HIGH PRECISION THROUGH HOLE DRILLS	G2, G20
HOLZ-HER BORING DRILLS	G22
HOLZ-HER DOWEL DRILLS	G11
INSERT BORING DRILLS	G26
MORIBIDELLI QUICK CHANGE DRILL ADAPTORS	G30
NO CENTER POINT BORING DRILLS	G23
PRECISION DOWEL DRILLS	G4
PRECISION THROUGH HOLE DRILLS	G5
QUICK CHANGE DRILL ADAPTORS	G29, G30
SOLID CARBIDE BORING DRILLS	G27, G28
SOLID CARBIDE DOWEL DRILLS	G5, G6
SOLID CARBIDE THROUGH HOLE DRILLS	G6, G7
TAPERED THREADED DRILL ADAPTORS	G29
THREADED DRILL ADAPTORS	G28
THREADED SHANK COUNTERSINK DOWEL DRILLS	G8
THREADED SHANK DOWEL DRILLS	G7, G9
THROUGH HOLE BORING DRILLS	G27
THROUGH HOLE DRILLS	G15 - G17, G19

PART NO.	PAGE NO.
D001208L - D0013R	G28
D001408L - D0014R	G29
D0020 - D0040	G20
D00520 - D00540	G20
D14A15L - D14A7/8R	G22
D14A30L-H - D14A35R-H	G22
D14B25L - D14B40R	G23
D14C15 - D14C40	G27
D14D15 - D14D3/4	G25
D14E25L - D14E40R	G26
D14H25L - D14H40R	G23
D15A15L - D15A3/4R	G24
D16A15L - D16A35R	G24
D30A15L - D30A35R	G27
D35A15L - D35A35R	G28
D40L05L - D40L10R	G1
D40M05L - D40M10R	G1
D40N05L - D40N10R	G2
D40Y05L - D40Y10R	G2
D41L04L - D41L08R	G3
D41M04L - D41M08R	G3
D42L04L - D42L12R	G4
D42M04L - D42M12R	G4
D42Y05L - D42Y10R	G5
D45L03L - D45L10R	G5
D45M03L - D45M10R	G6
D45N03L - D45N10R	G6
D45Y03L - D45Y10R	G7
D50A05L - D50A12R	G18
D50B05L - D50B12R	G18
D50C05L - D50C08R	G19
D50D05L - D50D08R	G19
D50E05L - D50E1/2R	G10
D50F04L - D50F5/8R	G10
D50F08L-H - D50F08R-H	G11
D50G04L - D50G5/8R	G11

PART NO.	PAGE NO.
D50GL05L - D50GL12R	G12
D50GX05L - D50GX12R	G12
D50H04L - D50H7/16R	G15
D50HS20L - D50HS40R	G20
D50I05L - D50I10R	G13
D50K04L - D50K1/2R	G15
D50L04L - D50L5/8R	G13
D50M04L - D50M5/8R	G14
D50N04L - D50N12R	G16
D50P05L - D50P12R	G7
D50PS05L - D50PS12R	G8
D50R05L - D50R12R	G9
D50RM04L - D50RM12R	G9
D50RS05L - D50RS12R	G8
D50S04L - D50S1/4R	G21
D50TL - D50UR	G21
D50W04L - D50W12R	G14
D50Y04L - D50Y12R	G17
D50Z05L - D50Z12R	G17
M140 - M141R	G29
M160 - M170	G30

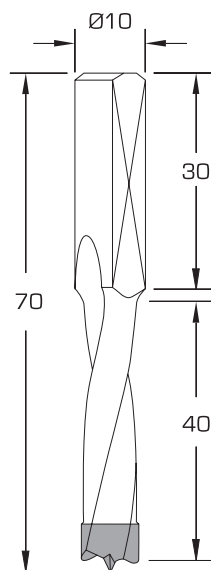
**APPLICATION:**

- » Used in high wear applications
- » Tool life increased up to 10 times compared to traditional dowel drills
- » For blind flat bottom holes

DESIGN:

- » Precision ground diameter
- » Rigid body reduces deflection

LEFT-HAND PART NO.	RIGHT-HAND PART NO.	CUTTING DIAM.	CUTTING LENGTH	SHANK DIAM.	SHANK LENGTH	OVERALL LENGTH
D40L05L	D40L05R	5	30.5	10	27	57.5
D40L06L	D40L06R	6	30.5	10	27	57.5
D40L08L	D40L08R	8	30.5	10	27	57.5
D40L10L	D40L10R	10	37.5	10	20	57.5

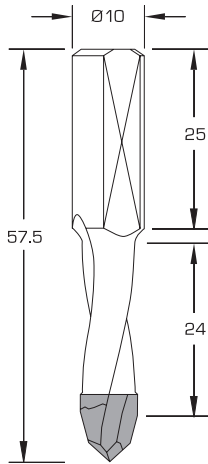
**APPLICATION:**

- » Used in high wear applications
- » Tool life increased up to 10 times compared to traditional dowel drills
- » For blind flat bottom holes

DESIGN:

- » Precision ground diameter
- » Rigid body reduces deflection

LEFT-HAND PART NO.	RIGHT-HAND PART NO.	CUTTING DIAM.	CUTTING LENGTH	SHANK DIAM.	SHANK LENGTH	OVERALL LENGTH
D40M05L	D40M05R	5	40	10	30	70
D40M06L	D40M06R	6	40	10	30	70
D40M08L	D40M08R	8	40	10	30	70
D40M10L	D40M10R	10	40	10	30	70



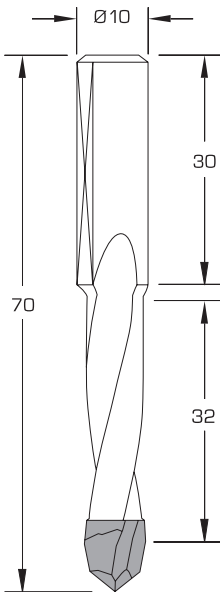
APPLICATION:

- » Used in high wear applications
- » Tool life increased up to 10 times compared to traditional through hole drills
- » For clean pass-through holes

DESIGN:

- » Precision ground diameter
- » Rigid body reduces deflection

LEFT-HAND PART NO.	RIGHT-HAND PART NO.	CUTTING DIAM.	CUTTING LENGTH	SHANK DIAM.	SHANK LENGTH	OVERALL LENGTH
D40N05L	D40N05R	5	24	10	25	57.5
D40N06L	D40N06R	6	24	10	25	57.5
D40N08L	D40N08R	8	24	10	25	57.5
D40N10L	D40N10R	10	24	10	25	57.5



APPLICATION:

- » Used in high wear applications
- » Tool life increased up to 10 times compared to traditional through hole drills
- » For clean pass-through holes

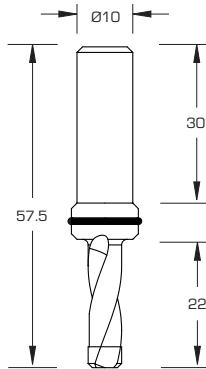
DESIGN:

- » Precision ground diameter
- » Rigid body reduces deflection

LEFT-HAND PART NO.	RIGHT-HAND PART NO.	CUTTING DIAM.	CUTTING LENGTH	SHANK DIAM.	SHANK LENGTH	OVERALL LENGTH
D40Y05L	D40Y05R	5	32	10	30	70
D40Y06L	D40Y06R	6	32	10	30	70
D40Y08L	D40Y08R	8	32	10	30	70
D40Y10L	D40Y10R	10	32	10	30	70

D41L

57.5MM HIGH PRECISION DOWEL DRILLS 10MM DIAM. X 25MM LONG SHANK



APPLICATION:

- » Used in high wear applications
- » Chip free clean holes
- » For clean flat bottom holes
- » Ideal for drilling thinner panels without center point/spurs projection on bottom of panel

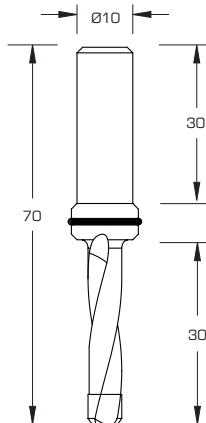
DESIGN:

- » Solid carbide precision ground diameter with 2 wings and 2 radius spurs with minimal spur projection
- » Rigid body reduces deflection
- » Tool life increased dramatically

LEFT-HAND PART NO.	RIGHT-HAND PART NO.	CUTTING DIAM.	CUTTING LENGTH	SHANK DIAM.	SHANK LENGTH	OVERALL LENGTH
D41L04L	D41L04R	4	22	10	30	57.5
D41L05L	D41L05R	5	22	10	30	57.5
D41L055L	D41L055R	5.5	22	10	30	57.5
D41L06L	D41L06R	6	22	10	30	57.5
D41L1/4L	D41L1/4R	1/4"	22	10	30	57.5
D41L07L	D41L07R	7	22	10	30	57.5
D41L08L	D41L08R	8	22	10	30	57.5

D41M

70MM HIGH PRECISION DOWEL DRILLS 10MM DIAM. X 30MM LONG SHANK



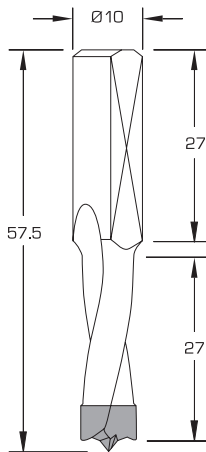
APPLICATION:

- » Used in high wear applications
- » Chip free clean holes
- » For clean flat bottom holes
- » Ideal for drilling thinner panels without center point/spurs projection on bottom of panel

DESIGN:

- » Solid carbide precision ground diameter with 2 wings and 2 radius spurs with minimal spur projection
- » Rigid body reduces deflection
- » Tool life increased dramatically

LEFT-HAND PART NO.	RIGHT-HAND PART NO.	CUTTING DIAM.	CUTTING LENGTH	SHANK DIAM.	SHANK LENGTH	OVERALL LENGTH
D41M04L	D41M04R	4	30	10	30	70
D41M05L	D41M05R	5	30	10	30	70
D41M055L	D41M055R	5.5	30	10	30	70
D41M06L	D41M06R	6	30	10	30	70
D41M1/4L	D41M1/4R	1/4"	30	10	30	70
D41M07L	D41M07R	7	30	10	30	70
D41M08L	D41M08R	8	30	10	30	70

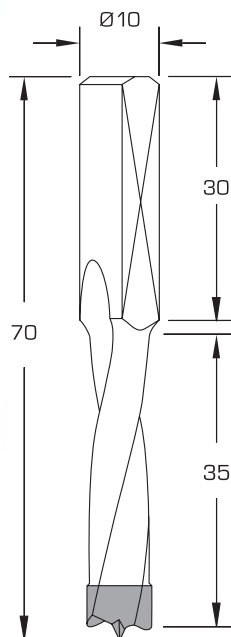
**APPLICATION:**

- » Used in high wear applications
- » Extended life compared to traditional dowel drills
- » For blind flat bottom holes

DESIGN:

- » Precision ground diameter
- » Round spurs to ensure chip-free drilling

LEFT-HAND PART NO.	RIGHT-HAND PART NO.	CUTTING DIAM.	CUTTING LENGTH	SHANK DIAM.	SHANK LENGTH	OVERALL LENGTH
D42L04L	D42L04R	4	27	10	27	57.5
D42L05L	D42L05R	5	27	10	27	57.5
D42L06L	D42L06R	6	27	10	27	57.5
D42L07L	D42L07R	7	27	10	27	57.5
D42L08L	D42L08R	8	27	10	27	57.5
D42L09L	D42L09R	9	27	10	27	57.5
D42L10L	D42L10R	10	27	10	27	57.5
D42L12L	D42L12R	12	27	10	27	57.5

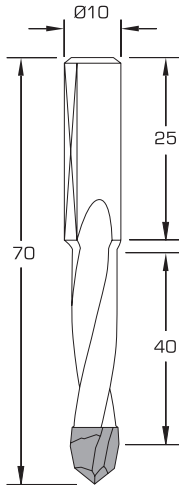
**APPLICATION:**

- » Used in high wear applications
- » Extended life compared to traditional dowel drills
- » For blind flat bottom holes

DESIGN:

- » Precision ground diameter
- » Round spurs to ensure chip-free drilling

LEFT-HAND PART NO.	RIGHT-HAND PART NO.	CUTTING DIAM.	CUTTING LENGTH	SHANK DIAM.	SHANK LENGTH	OVERALL LENGTH
D42M04L	D42M04R	4	35	10	30	70
D42M05L	D42M05R	5	35	10	30	70
D42M06L	D42M06R	6	35	10	30	70
D42M07L	D42M07R	7	35	10	30	70
D42M08L	D42M08R	8	35	10	30	70
D42M09L	D42M09R	9	35	10	30	70
D42M10L	D42M10R	10	35	10	30	70
D42M12L	D42M12R	12	35	10	30	70

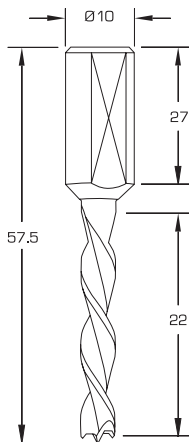
D42Y**70MM PRECISION THROUGH HOLE DRILLS**
10MM DIAM. X 25MM LONG SHANK**APPLICATION:**

- » Used in high wear applications
- » Extended life compared to traditional through hole drills
- » For clean pass-through holes

DESIGN:

- » Precision ground diameter
- » Finishing edges to ensure chip-free drilling

LEFT-HAND PART NO.	RIGHT-HAND PART NO.	CUTTING DIAM.	CUTTING LENGTH	SHANK DIAM.	SHANK LENGTH	OVERALL LENGTH
D42Y05L	D42Y05R	5	40	10	25	70
D42Y06L	D42Y06R	6	40	10	25	70
D42Y07L	D42Y07R	7	40	10	25	70
D42Y08L	D42Y08R	8	40	10	25	70
D42Y10L	D42Y10R	10	40	10	25	70

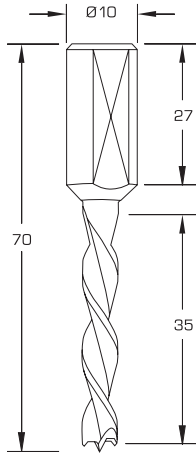
D45L**57.5MM SOLID CARBIDE DOWEL DRILLS**
10MM DIAM. X 27MM LONG SHANK**APPLICATION:**

- » Improved precision on hard materials
- » Increased tool life due to solid carbide body
- » For blind flat bottom holes

DESIGN:

- » Precision ground diameter
- » Rigid solid carbide body resists deflection

LEFT-HAND PART NO.	RIGHT-HAND PART NO.	CUTTING DIAM.	CUTTING LENGTH	SHANK DIAM.	SHANK LENGTH	OVERALL LENGTH
D45L03L	D45L03R	3	22	10	27	57.5
D45L04L	D45L04R	4	22	10	27	57.5
D45L05L	D45L05R	5	22	10	27	57.5
D45L06L	D45L06R	6	22	10	27	57.5
D45L08L	D45L08R	8	22	10	27	57.5
D45L10L	D45L10R	10	22	10	27	57.5



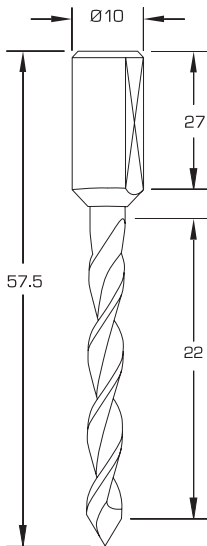
APPLICATION:

- » Improved precision on hard materials
- » Increased tool life due to solid carbide body
- » For blind flat bottom holes

DESIGN:

- » Precision ground diameter
- » Rigid solid carbide body resists deflection

LEFT-HAND PART NO.	RIGHT-HAND PART NO.	CUTTING DIAM.	CUTTING LENGTH	SHANK DIAM.	SHANK LENGTH	OVERALL LENGTH
D45M03L	D45M03R	3	35	10	30	70
D45M04L	D45M04R	4	35	10	27	70
D45M05L	D45M05R	5	35	10	27	70
D45M06L	D45M06R	6	35	10	27	70
D45M08L	D45M08R	8	35	10	27	70
D45M10L	D45M10R	10	35	10	27	70



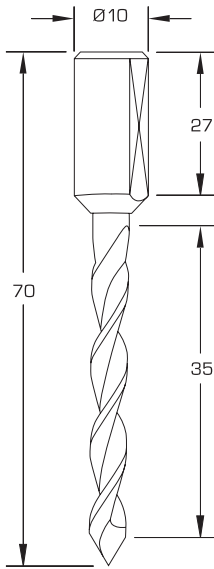
APPLICATION:

- » Improved precision on hard materials
- » Increased tool life due to solid carbide body
- » For clean pass-through holes

DESIGN:

- » Precision ground diameter
- » Rigid solid carbide body resists deflection

LEFT-HAND PART NO.	RIGHT-HAND PART NO.	CUTTING DIAM.	CUTTING LENGTH	SHANK DIAM.	SHANK LENGTH	OVERALL LENGTH
D45N03L	D45N03R	3	22	10	27	57.5
D45N04L	D45N04R	4	22	10	27	57.5
D45N05L	D45N05R	5	22	10	27	57.5
D45N06L	D45N06R	6	22	10	27	57.5
D45N08L	D45N08R	8	22	10	27	57.5
D45N10L	D45N10R	10	22	10	27	57.5

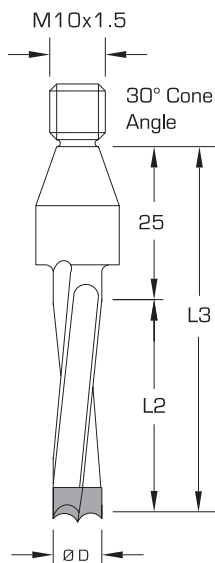
D45Y**70MM SOLID CARBIDE THROUGH HOLE DRILLS**
10MM DIAM. X 27MM LONG SHANK**APPLICATION:**

- » Improved precision on hard materials
- » Increased tool life due to solid carbide body
- » For clean pass-through holes

DESIGN:

- » Precision ground diameter
- » Rigid solid carbide body resists deflection

LEFT-HAND PART NO.	RIGHT-HAND PART NO.	CUTTING DIAM.	CUTTING LENGTH	SHANK DIAM.	SHANK LENGTH	OVERALL LENGTH
D45Y03L	D45Y03R	3	35	10	27	70
D45Y04L	D45Y04R	4	35	10	27	70
D45Y05L	D45Y05R	5	35	10	27	70
D45Y06L	D45Y06R	6	35	10	27	70
D45Y08L	D45Y08R	8	35	10	27	70
D45Y10L	D45Y10R	10	35	10	27	70

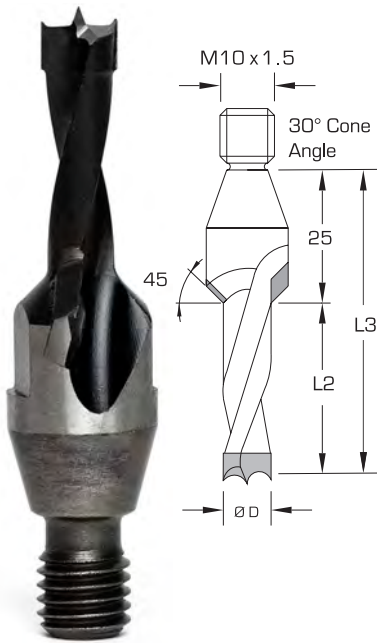
D50P**THREADED SHANK DOWEL DRILLS**
M10 X 1.5 X 25MM LONG SHANK**APPLICATION:**

- » For blind flat bottom holes

DESIGN:

- » Carbide-tipped bradpoint drill end

LEFT-HAND PART NO.	RIGHT-HAND PART NO.	CUTTING DIAM. ØD	CUTTING LENGTH L2	LENGTH L3	SHANK LENGTH	THREAD
D50P05L	D50P05R	5	40	65	25	M10 x 1.5
D50P06L	D50P06R	6	40	65	25	M10 x 1.5
D50P08L	D50P08R	8	40	65	25	M10 x 1.5
D50P10L	D50P10R	10	40	65	25	M10 x 1.5
D50P12L	D50P12R	12	40	65	25	M10 x 1.5



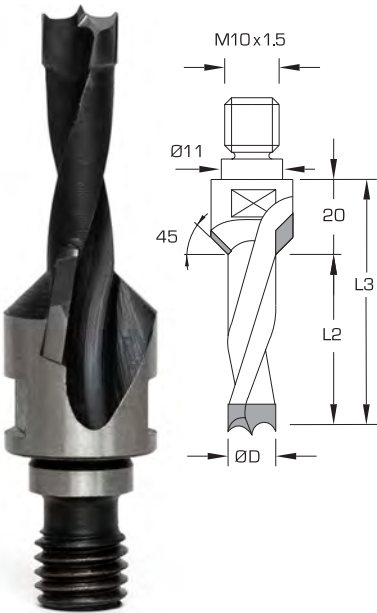
APPLICATION:

- » Provides clean 45° countersink cuts
- » For blind flat bottom holes

DESIGN:

- » Carbide-tipped bradpoint drill end
- » Integrated monoblock countersink

LEFT-HAND PART NO.	RIGHT-HAND PART NO.	CUTTING DIAM. ØD	CUTTING LENGTH L2	LENGTH L3	COUNTERSINK ANGLE	CONNECTION TYPE	THREAD
D50PS05L	D50PS05R	5	25	50	45°	Tapered	M10 x 1.5
D50PS06L	D50PS06R	6	25	50	45°	Tapered	M10 x 1.5
D50PS08L	D50PS08R	8	25	50	45°	Tapered	M10 x 1.5
D50PS10L	D50PS10R	10	25	50	45°	Tapered	M10 x 1.5
D50PS12L	D50PS12R	12	25	50	45°	Tapered	M10 x 1.5



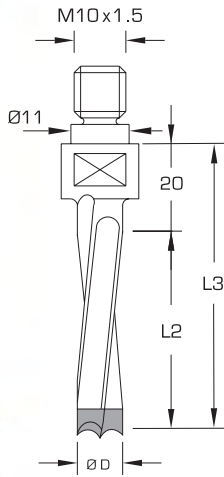
APPLICATION:

- » Provides clean 45° countersink cuts
- » For blind flat bottom holes

DESIGN:

- » Carbide-tipped bradpoint drill end
- » Integrated monoblock countersink

LEFT-HAND PART NO.	RIGHT-HAND PART NO.	CUTTING DIAM. ØD	CUTTING LENGTH L2	LENGTH L3	COUNTERSINK ANGLE	COLLAR SIZE	THREAD
D50RS05L	D50RS05R	5	25	45	45°	11	M10 x 1.5
D50RS06L	D50RS06R	6	25	45	45°	11	M10 x 1.5
D50RS08L	D50RS08R	8	25	45	45°	11	M10 x 1.5
D50RS10L	D50RS10R	10	25	45	45°	11	M10 x 1.5
D50RS12L	D50RS12R	12	25	45	45°	11	M10 x 1.5



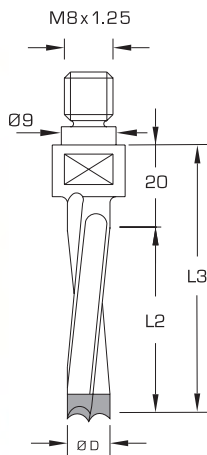
APPLICATION:

» For blind flat bottom holes

DESIGN:

» Carbide-tipped bradpoint drill end

LEFT-HAND PART NO.	RIGHT-HAND PART NO.	CUTTING DIAM. ØD	CUTTING LENGTH L2	LENGTH L3	COLLAR SIZE	THREAD
D50R05L	D50R05R	5	40	60	11	M10 x 1.5
D50R06L	D50R06R	6	40	60	11	M10 x 1.5
D50R08L	D50R08R	8	40	60	11	M10 x 1.5
D50R10L	D50R10R	10	40	60	11	M10 x 1.5
D50R12L	D50R12R	12	40	60	11	M10 x 1.5



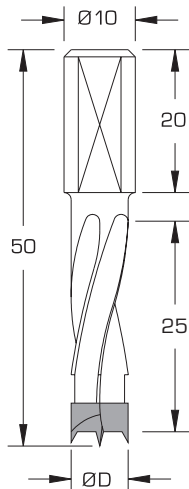
APPLICATION:

» For blind flat bottom holes

DESIGN:

» Carbide-tipped bradpoint drill end

LEFT-HAND PART NO.	RIGHT-HAND PART NO.	CUTTING DIAM. ØD	CUTTING LENGTH L2	LENGTH L3	COLLAR SIZE	THREAD
D50RM04L	D50RM04R	4	40	60	9	M8 x 1.25
D50RM05L	D50RM05R	5	40	60	9	M8 x 1.25
D50RM06L	D50RM06R	6	40	60	9	M8 x 1.25
D50RM08L	D50RM08R	8	40	60	9	M8 x 1.25
D50RM10L	D50RM10R	10	40	60	9	M8 x 1.25
D50RM12L	D50RM12R	12	40	60	9	M8 x 1.25



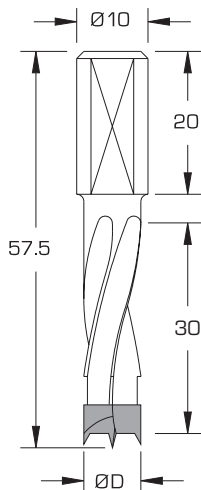
APPLICATION:

» For blind flat bottom holes

DESIGN:

» Carbide-tipped bradpoint drill end

LEFT-HAND PART NO.	RIGHT-HAND PART NO.	CUTTING DIAM. ØD	CUTTING LENGTH	SHANK DIAM.	SHANK LENGTH	OVERALL LENGTH
D50E05L	D50E05R	5	25	10	20	50
D50E06L	D50E06R	6	25	10	20	50
D50E07L	D50E07R	7	25	10	20	50
D50E08L	D50E08R	8	25	10	20	50
D50E09L	D50E09R	9	25	10	20	50
D50E10L	D50E10R	10	25	10	20	50
D50E11L	D50E11R	11	25	10	20	50
D50E12L	D50E12R	12	25	10	20	50
D50E14L	D50E14R	14	25	10	20	50
D50E1/4L	D50E1/4R	1/4"	25	10	20	50
D50E3/8L	D50E3/8R	3/8"	25	10	20	50
D50E1/2L	D50E1/2R	1/2"	25	10	20	50



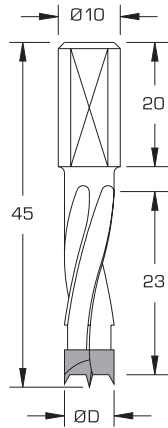
APPLICATION:

» For blind flat bottom holes

DESIGN:

» Carbide-tipped bradpoint drill end

LEFT-HAND PART NO.	RIGHT-HAND PART NO.	CUTTING DIAM. ØD	CUTTING LENGTH	SHANK DIAM.	SHANK LENGTH	OVERALL LENGTH
D50F04L	D50F04R	4	30	10	20	57.5
D50F05L	D50F05R	5	30	10	20	57.5
D50F052L	D50F052R	5.2	30	10	20	57.5
D50F055L	D50F055R	5.5	30	10	20	57.5
D50F06L	D50F06R	6	30	10	20	57.5
D50F065L	D50F065R	6.5	30	10	20	57.5
D50F067L	D50F067R	6.7	30	10	20	57.5
D50F07L	D50F07R	7	30	10	20	57.5
D50F08L	D50F08R	8	30	10	20	57.5
D50F082L	D50F082R	8.2	30	10	20	57.5
D50F09L	D50F09R	9	30	10	20	57.5
D50F10L	D50F10R	10	30	10	20	57.5
D50F11L	D50F11R	11	30	10	20	57.5
D50F12L	D50F12R	12	30	10	20	57.5
D50F14L	D50F14R	14	30	10	20	57.5
D50F15L	D50F15R	15	30	10	20	57.5
D50F16L	D50F16R	16	30	10	20	57.5
D50F3/16L	D50F3/16R	3/16"	30	10	20	57.5
D50F1/4L	D50F1/4R	1/4"	30	10	20	57.5
D50F3/8L	D50F3/8R	3/8"	30	10	20	57.5
D50F1/2L	D50F1/2R	1/2"	30	10	20	57.5
D50F5/8L	D50F5/8R	5/8"	30	10	20	57.5



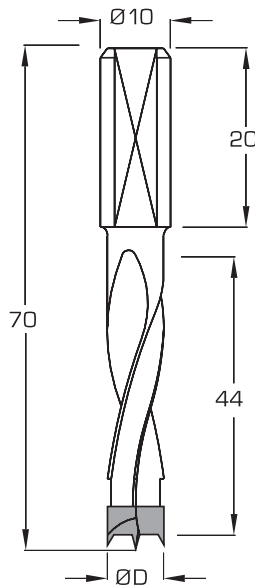
APPLICATION:

- » 45mm length for Holz-Her machines
- » For blind flat bottom holes

DESIGN:

- » Carbide-tipped bradpoint drill end

LEFT-HAND PART NO.	RIGHT-HAND PART NO.	CUTTING DIAM. ØD	CUTTING LENGTH	SHANK DIAM.	SHANK LENGTH	OVERALL LENGTH
D50F08L-H	D50F08R-H	8	23	10	20	45



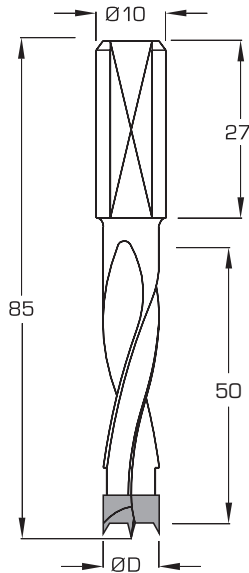
APPLICATION:

- » For blind flat bottom holes

DESIGN:

- » Carbide-tipped bradpoint drill end

LEFT-HAND PART NO.	RIGHT-HAND PART NO.	CUTTING DIAM. ØD	CUTTING LENGTH	SHANK DIAM.	SHANK LENGTH	OVERALL LENGTH
D50G04L	D50G04R	4	44	10	20	70
D50G05L	D50G05R	5	44	10	20	70
D50G052L	D50G052R	5.2	44	10	20	70
D50G055L	D50G055R	5.5	44	10	20	70
D50G06L	D50G06R	6	44	10	20	70
D50G065L	D50G065R	6.5	44	10	20	70
D50G067L	D50G067R	6.7	44	10	20	70
D50G07L	D50G07R	7	44	10	20	70
D50G075L	D50G075R	7.5	44	10	20	70
D50G079L	D50G079R	7.9	44	10	20	70
D50G08L	D50G08R	8	44	10	20	70
D50G09L	D50G09R	9	44	10	20	70
D50G10L	D50G10R	10	44	10	20	70
D50G11L	D50G11R	11	44	10	20	70
D50G12L	D50G12R	12	44	10	20	70
D50G13L	D50G13R	13	44	10	20	70
D50G14L	D50G14R	14	44	10	20	70
D50G15L	D50G15R	15	44	10	20	70
D50G16L	D50G16R	16	44	10	20	70
D50G17L	D50G17R	17	44	10	20	70
D50G3/16L	D50G3/16R	3/16"	44	10	20	70
D50G1/4L	D50G1/4R	1/4"	44	10	20	70
D50G3/8L	D50G3/8R	3/8"	44	10	20	70
D50G7/16L	D50G7/16R	7/16"	44	10	20	70
D50G1/2L	D50G1/2R	1/2"	44	10	20	70
D50G5/8L	D50G5/8R	5/8"	44	10	20	70

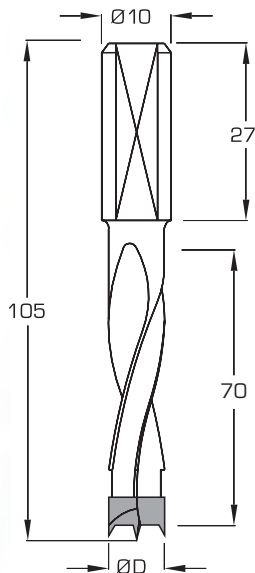
**APPLICATION:**

» For blind flat bottom holes

DESIGN:

» Carbide-tipped bradpoint drill end

LEFT-HAND PART NO.	RIGHT-HAND PART NO.	CUTTING DIAM. ØD	CUTTING LENGTH	SHANK DIAM.	SHANK LENGTH	OVERALL LENGTH
D50GL05L	D50GL05R	5	50	10	27	85
D50GL06L	D50GL06R	6	50	10	27	85
D50GL08L	D50GL08R	8	50	10	27	85
D50GL10L	D50GL10R	10	50	10	27	85
D50GL12L	D50GL12R	12	50	10	27	85

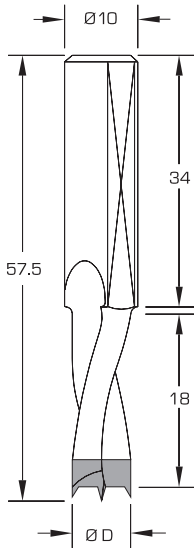
**APPLICATION:**

» For blind flat bottom holes

DESIGN:

» Carbide-tipped bradpoint drill end

LEFT-HAND PART NO.	RIGHT-HAND PART NO.	CUTTING DIAM. ØD	CUTTING LENGTH	SHANK DIAM.	SHANK LENGTH	OVERALL LENGTH
D50GX05L	D50GX05R	5	70	10	27	105
D50GX06L	D50GX06R	6	70	10	27	105
D50GX08L	D50GX08R	8	70	10	27	105
D50GX10L	D50GX10R	10	70	10	27	105
D50GX12L	D50GX12R	12	70	10	27	105



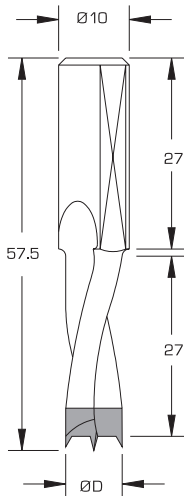
APPLICATION:

» For blind flat bottom holes

DESIGN:

» Carbide-tipped bradpoint drill end

LEFT-HAND PART NO.	RIGHT-HAND PART NO.	CUTTING DIAM. ØD	CUTTING LENGTH	SHANK DIAM.	SHANK LENGTH	OVERALL LENGTH
D50I05L	D50I05R	5	18	10	34	57.5
D50I06L	D50I06R	6	18	10	34	57.5
D50I08L	D50I08R	8	18	10	34	57.5
D50I10L	D50I10R	10	18	10	34	57.5



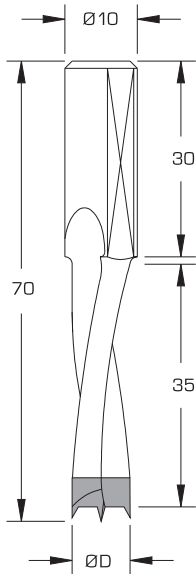
APPLICATION:

» For blind flat bottom holes

DESIGN:

» Carbide-tipped bradpoint drill end

LEFT-HAND PART NO.	RIGHT-HAND PART NO.	CUTTING DIAM. ØD	CUTTING LENGTH	SHANK DIAM.	SHANK LENGTH	OVERALL LENGTH
D50L04L	D50L04R	4	27	10	27	57.5
D50L05L	D50L05R	5	27	10	27	57.5
D50L052L	D50L052R	5.2	27	10	27	57.5
D50L055L	D50L055R	5.5	27	10	27	57.5
D50L06L	D50L06R	6	27	10	27	57.5
D50L07L	D50L07R	7	27	10	27	57.5
D50L08L	D50L08R	8	27	10	27	57.5
D50L082L	D50L082R	8.2	27	10	27	57.5
D50L09L	D50L09R	9	27	10	27	57.5
D50L10L	D50L10R	10	27	10	27	57.5
D50L11L	D50L11R	11	27	10	27	57.5
D50L12L	D50L12R	12	27	10	27	57.5
D50L13L	D50L13R	13	27	10	27	57.5
D50L14L	D50L14R	14	27	10	27	57.5
D50L15L	D50L15R	15	27	10	27	57.5
D50L16L	D50L16R	16	27	10	27	57.5
D50L1/4L	D50L1/4R	1/4"	27	10	27	57.5
D50L3/8L	D50L3/8R	3/8"	27	10	27	57.5
D50L1/2L	D50L1/2R	1/2"	27	10	27	57.5
D50L5/8L	D50L5/8R	5/8"	27	10	27	57.5



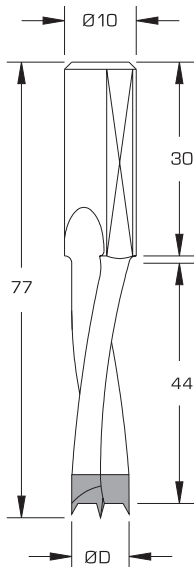
APPLICATION:

» For blind flat bottom holes

DESIGN:

» Carbide-tipped bradpoint drill end

LEFT-HAND PART NO.	RIGHT-HAND PART NO.	CUTTING DIAM. ØD	CUTTING LENGTH	SHANK DIAM.	SHANK LENGTH	OVERALL LENGTH
D50M04L	D50M04R	4	35	10	30	70
D50M05L	D50M05R	5	35	10	30	70
D50M055L	D50M055R	5.5	35	10	30	70
D50M06L	D50M06R	6	35	10	30	70
D50M07L	D50M07R	7	35	10	30	70
D50M08L	D50M08R	8	35	10	30	70
D50M082L	D50M082R	8.2	35	10	30	70
D50M09L	D50M09R	9	35	10	30	70
D50M10L	D50M10R	10	35	10	30	70
D50M11L	D50M11R	11	35	10	30	70
D50M12L	D50L12R	12	35	10	30	70
D50M13L	D50M13R	13	35	10	30	70
D50M14L	D50M14R	14	35	10	30	70
D50M15L	D50M15R	15	35	10	30	70
D50M16L	D50M16R	16	35	10	30	70
D50M1/4L	D50M1/4R	1/4"	35	10	30	70
D50M3/8L	D50M3/8R	3/8"	35	10	30	70
D50M1/2L	D50M1/2R	1/2"	35	10	30	70
D50M5/8L	D50M5/8R	5/8"	35	10	30	70



APPLICATION:

» For blind flat bottom holes

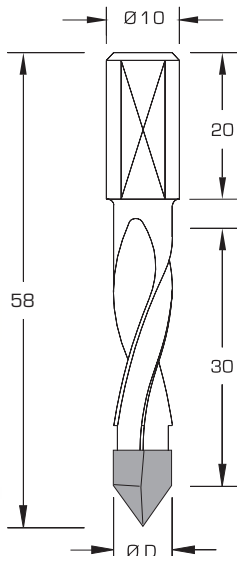
DESIGN:

» Carbide-tipped bradpoint drill end

LEFT-HAND PART NO.	RIGHT-HAND PART NO.	CUTTING DIAM. ØD	CUTTING LENGTH	SHANK DIAM.	SHANK LENGTH	OVERALL LENGTH
D50W04L	D50W04R	4	44	10	30	77
D50W05L	D50W05R	5	44	10	30	77
D50W06L	D50W06R	6	44	10	30	77
D50W07L	D50W07R	7	44	10	30	77
D50W08L	D50W08R	8	44	10	30	77
D50W09L	D50W09R	9	44	10	30	77
D50W10L	D50W10R	10	44	10	30	77
D50W11L	D50W11R	11	44	10	30	77
D50W12L	D50W12R	12	44	10	30	77

D50H

58MM THROUGH HOLE DRILLS 10MM DIAM. X 20MM LONG SHANK



APPLICATION:

» For clean pass-through holes

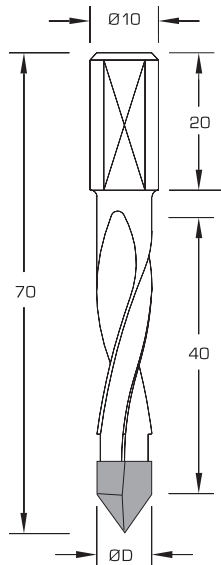
DESIGN:

» Carbide-tipped V-point drill point

LEFT-HAND PART NO.	RIGHT-HAND PART NO.	CUTTING DIAM. ØD	CUTTING LENGTH	SHANK DIAM.	SHANK LENGTH	OVERALL LENGTH
D50H04L	D50H04R	4	30	10	20	58
D50H05L	D50H05R	5	30	10	20	58
D50H06L	D50H06R	6	30	10	20	58
D50H07L	D50H07R	7	30	10	20	58
D50H08L	D50H08R	8	30	10	20	58
D50H09L	D50H09R	9	30	10	20	58
D50H10L	D50H10R	10	30	10	20	58
D50H12L	D50H12R	12	30	10	20	58
D50H1/4L	D50H1/4R	1/4"	30	10	20	58
D50H3/8L	D50H3/8R	3/8"	30	10	20	58
D50H7/16L	D50H7/16R	7/16"	30	10	20	58

D50K

70MM THROUGH HOLE DRILLS 10MM DIAM. X 20MM LONG SHANK



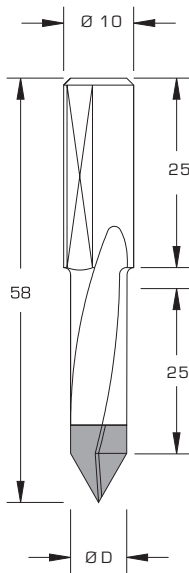
APPLICATION:

» For clean pass-through holes

DESIGN:

» Carbide-tipped V-point drill point

LEFT-HAND PART NO.	RIGHT-HAND PART NO.	CUTTING DIAM. ØD	CUTTING LENGTH	SHANK DIAM.	SHANK LENGTH	OVERALL LENGTH
D50K04L	D50K04R	4	40	10	20	70
D50K045L	D50K045R	4.5	40	10	20	70
D50K0483L	D50K0483R	4.83	40	10	20	70
D50K05L	D50K05R	5	40	10	20	70
D50K055L	D50K055R	5.5	40	10	20	70
D50K06L	D50K06R	6	40	10	20	70
D50K065L	D50K065R	6.5	40	10	20	70
D50K07L	D50K07R	7	40	10	20	70
D50K08L	D50K08R	8	40	10	20	70
D50K09L	D50K09R	9	40	10	20	70
D50K10L	D50K10R	10	40	10	20	70
D50K11L	D50K11R	11	40	10	20	70
D50K12L	D50K12R	12	40	10	20	70
D50K1/4L	D50K1/4R	1/4"	40	10	20	70
D50K3/8L	D50K3/8R	3/8"	40	10	20	70
D50K7/16L	D50K7/16R	7/16"	40	10	20	70
D50K1/2L	D50K1/2R	1/2"	40	10	20	70

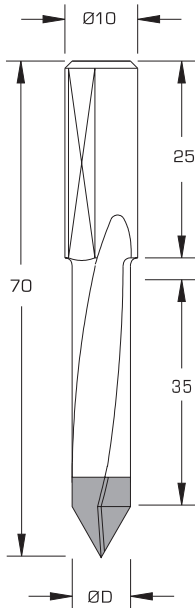
**APPLICATION:**

» For clean pass-through holes

DESIGN:

» Carbide-tipped V-point drill point

LEFT-HAND PART NO.	RIGHT-HAND PART NO.	CUTTING DIAM. ØD	CUTTING LENGTH	SHANK DIAM.	SHANK LENGTH	OVERALL LENGTH
D50N04L	D50N04R	4	25	10	25	58
D50N05L	D50N05R	5	25	10	25	58
D50N06L	D50N06R	6	25	10	25	58
D50N07L	D50N07R	7	25	10	25	58
D50N08L	D50N08R	8	25	10	25	58
D50N10L	D50N10R	10	25	10	25	58
D50N12L	D50N12R	12	25	10	25	58



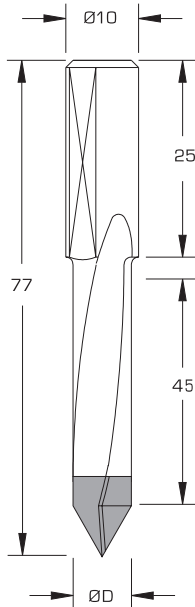
APPLICATION:

» For clean pass-through holes

DESIGN:

» Carbide-tipped V-point drill point

LEFT-HAND PART NO.	RIGHT-HAND PART NO.	CUTTING DIAM. ØD	CUTTING LENGTH	SHANK DIAM.	SHANK LENGTH	OVERALL LENGTH
D50Y04L	D50Y04R	4	35	10	25	70
D50Y05L	D50Y05R	5	35	10	25	70
D50Y06L	D50Y06R	6	35	10	25	70
D50Y07L	D50Y07R	7	35	10	25	70
D50Y08L	D50Y08R	8	35	10	25	70
D50Y09L	D50Y09R	9	35	10	25	70
D50Y10L	D50Y10R	10	35	10	25	70
D50Y11L	D50Y11R	11	35	10	25	70
D50Y12L	D50Y12R	12	35	10	25	70



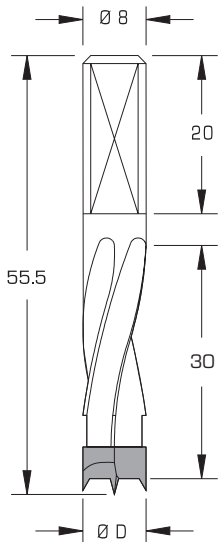
APPLICATION:

» For clean pass-through holes

DESIGN:

» Carbide-tipped V-point drill point

LEFT-HAND PART NO.	RIGHT-HAND PART NO.	CUTTING DIAM. ØD	CUTTING LENGTH	SHANK DIAM.	SHANK LENGTH	OVERALL LENGTH
D50Z05L	D50Z05R	5	45	10	25	77
D50Z052L	D50Z052R	5.2	45	10	25	77
D50Z06L	D50Z06R	6	45	10	25	77
D50Z08L	D50Z08R	8	45	10	25	77
D50Z10L	D50Z10R	10	45	10	25	77
D50Z12L	D50Z12R	12	45	10	25	77



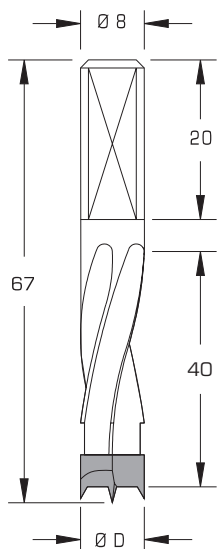
APPLICATION:

» For blind flat bottom holes

DESIGN:

» Carbide-tipped bradpoint drill end

LEFT-HAND PART NO.	RIGHT-HAND PART NO.	CUTTING DIAM. ØD	CUTTING LENGTH	SHANK DIAM.	SHANK LENGTH	OVERALL LENGTH
D50A05L	D50A05R	5	30	8	20	55.5
D50A06L	D50A06R	6	30	8	20	55.5
D50A07L	D50A07R	7	30	8	20	55.5
D50A08L	D50A08R	8	30	8	20	55.5
D50A09L	D50A09R	9	30	8	20	55.5
D50A10L	D50A10R	10	30	8	20	55.5
D50A11L	D50A11R	11	30	8	20	55.5
D50A12L	D50A12R	12	30	8	20	55.5



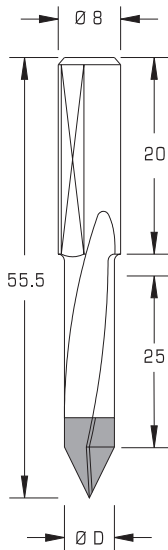
APPLICATION:

» For blind flat bottom holes

DESIGN:

» Carbide-tipped bradpoint drill end

LEFT-HAND PART NO.	RIGHT-HAND PART NO.	CUTTING DIAM. ØD	CUTTING LENGTH	SHANK DIAM.	SHANK LENGTH	OVERALL LENGTH
D50B05L	D50B05R	5	40	8	20	67
D50B06L	D50B06R	6	40	8	20	67
D50B07L	D50B07R	7	40	8	20	67
D50B08L	D50B08R	8	40	8	20	67
D50B09L	D50B09R	9	40	8	20	67
D50B10L	D50B10R	10	40	8	20	67
D50B11L	D50B11R	11	40	8	20	67
D50B12L	D50B12R	12	40	8	20	67

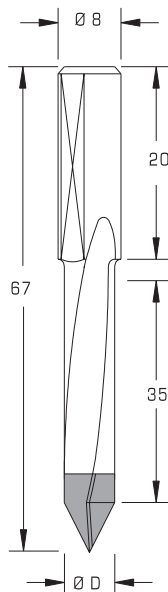
D50C**55.5MM THROUGH HOLE DRILLS**
8MM DIAM. X 20MM LONG SHANK**APPLICATION:**

» For clean pass-through holes

DESIGN:

» Carbide-tipped V-point drill point

LEFT-HAND PART NO.	RIGHT-HAND PART NO.	CUTTING DIAM. ØD	CUTTING LENGTH	SHANK DIAM.	SHANK LENGTH	OVERALL LENGTH
D50C05L	D50C05R	5	25	8	20	55.5
D50C08L	D50C08R	8	25	8	20	55.5

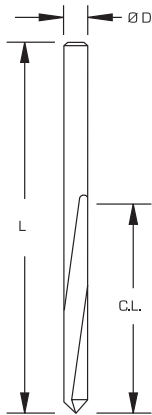
D50D**67MM THROUGH HOLE DRILLS**
8MM DIAM. X 20MM LONG SHANK**APPLICATION:**

» For clean pass-through holes

DESIGN:

» Carbide-tipped V-point drill point

LEFT-HAND PART NO.	RIGHT-HAND PART NO.	CUTTING DIAM. ØD	CUTTING LENGTH	SHANK DIAM.	SHANK LENGTH	OVERALL LENGTH
D50D05L	D50D05R	5	35	8	20	67
D50D08L	D50D08R	8	35	8	20	67



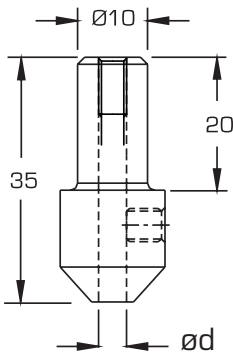
APPLICATION:

- » Used to make accurate small diameter holes
- » Recommended for high wear applications
- » For CNC boring centers, use with D0020 drill adaptor

DESIGN:

- » Precision ground diameter and shank
- » Can be used with D0020 Drill Adaptors

LEFT-HAND PART NO.	RIGHT-HAND PART NO.	CUTTING DIAM. øD	CUTTING LENGTH	SHANK DIAM.	SHANK LENGTH	OVERALL LENGTH
D50HS20L	D50HS20R	2	20	2	29	49
D50HS25L	D50HS25R	2.5	25	2.5	30	55
D50HS30L	D50HS30R	3	25	3	30	55
D50HS32L	D50HS32R	3.2	25	3.2	30	55
D50HS35L	D50HS35R	3.5	25	3.5	30	55
D50HS40L	D50HS40R	4	25	4	30	55



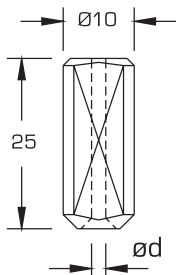
APPLICATION:

- » For adapting small diameter round shanks to standard 10mm shank type
- » Can be used with additional adaptors to match boring center connection type

DESIGN:

- » Precision ground bore
- » Retaining screw used to secure round and notched shank types

PART NO.	BORE DIAM. ød	SHANK DIAM.	SHANK LENGTH	OVERALL LENGTH
D0020	2	10	20	35
D0025	2.5	10	20	35
D0030	3	10	20	35
D0032	3.2	10	20	35
D0035	3.5	10	20	35
D0040	4	10	20	35



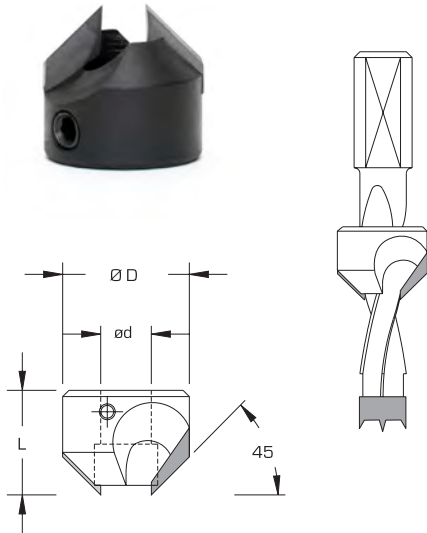
APPLICATION:

- » For enlarging small diameter round shanks to standard 10mm shank type

DESIGN:

- » Split design allows for bushing to collapse onto shank

PART NO.	BORE DIAM. ød	OUTSIDE DIAM. øD	OVERALL LENGTH
D00520	2	10	25
D00525	2.5	10	25
D00530	3	10	25
D00532	3.2	10	25
D00535	3.5	10	25
D00540	4	10	25



APPLICATION:

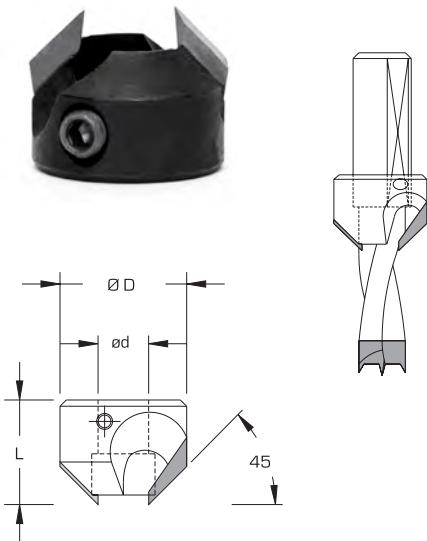
» Provides clean 45° countersink cuts

DESIGN:

- » Drill diameter specific
- » Mounts onto the drill twist
- » Compatible with the following drill types:

D50A D50E D50GX
D50B D50F D50H
D50C D50G D50K
D50D D50GL

LEFT-HAND PART NO.	RIGHT-HAND PART NO.	DRILL DIAM. ød	CUTTING DIAM. ØD	COUNTERSINK ANGLE	OVERALL LENGTH L
D50S04L	D50S04R	4	14	45°	12
D50S05L	D50S05R	5	14	45°	12
D50S06L	D50S06R	6	16	45°	14
D50S07L	D50S07R	7	16	45°	14
D50S08L	D50S08R	8	16	45°	16
D50S09L	D50S09R	9	18	45°	16
D50S10L	D50S10R	10	20	45°	18
D50S11L	D50S11R	11	20	45°	18
D50S12L	D50S12R	12	20	45°	18
D50S1/4L	D50S1/4R	1/4"	16	45°	14



APPLICATION:

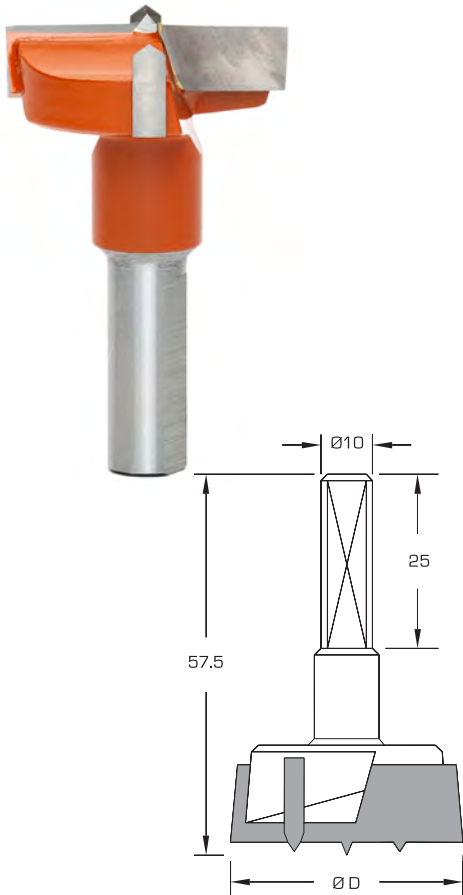
» Provides clean 45° countersink cuts with standard shank drills

DESIGN:

- » Mounts onto drill shanks 25mm, 27mm, 30mm, and 34mm long
- » Compatible with the following drill types:

D50I D50N D50Z
D50L D50W
D50M D50Y

LEFT-HAND PART NO.	RIGHT-HAND PART NO.	MIN. DRILL DIAM.	MAX. DRILL DIAM.	CUTTING DIAM. ØD	COUNTERSINK ANGLE	OVERALL LENGTH L
D50TL	D50TR	4	10	20	45°	15
D50UL	D50UR	11	12	22	45°	16

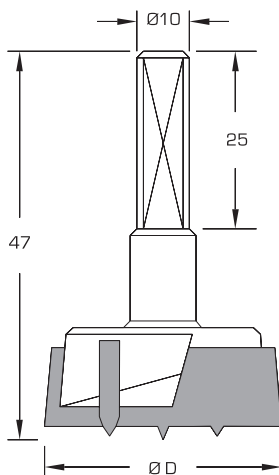
**APPLICATION:**

- » For blind flat bottom holes

DESIGN:

- » Wear resistant carbide teeth and spurs
- » Center point reduces deflection

LEFT-HAND PART NO.	RIGHT-HAND PART NO.	CUTTING DIAM. ØD	SHANK DIAM.	SHANK LENGTH	NO. OF CUTTING EDGES	OVERALL LENGTH
D14A15L	D14A15R	15	10	25	2+2	57.5
D14A16L	D14A16R	16	10	25	2+2	57.5
D14A18L	D14A18R	18	10	25	2+2	57.5
D14A20L	D14A20R	20	10	25	2+2	57.5
D14A22L	D14A22R	22	10	25	2+2	57.5
D14A24L	D14A24R	24	10	25	2+2	57.5
D14A25L	D14A25R	25	10	25	2+2	57.5
D14A26L	D14A26R	26	10	25	2+2	57.5
D14A28L	D14A28R	28	10	25	2+2	57.5
D14A30L	D14A30R	30	10	25	2+2	57.5
D14A32L	D14A32R	32	10	25	2+2	57.5
D14A34L	D14A34R	34	10	25	2+2	57.5
D14A35L	D14A35R	35	10	25	2+2	57.5
D14A36L	D14A36R	36	10	25	2+2	57.5
D14A38L	D14A38R	38	10	25	2+2	57.5
D14A40L	D14A40R	40	10	25	2+2	57.5
D14A5/8L	D14A5/8R	5/8"	10	25	2+2	57.5
D14A3/4L	D14A3/4R	3/4"	10	25	2+2	57.5
D14A7/8L	D14A7/8R	7/8"	10	25	2+2	57.5

**APPLICATION:**

- » 45mm length for Holz-Her machines
- » For blind flat bottom holes

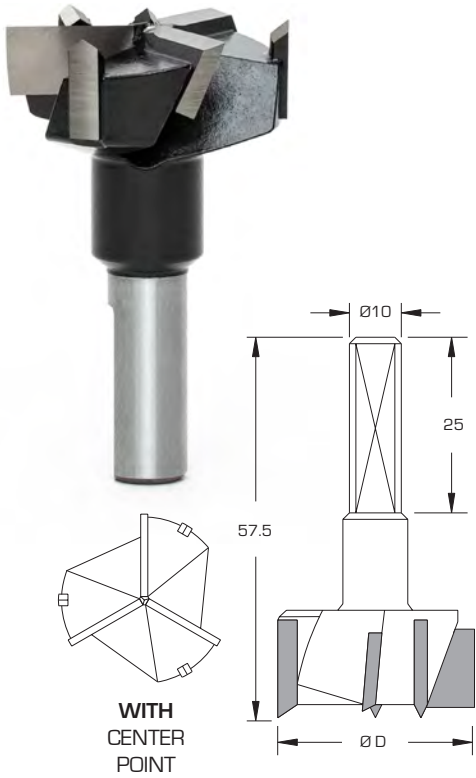
DESIGN:

- » Wear resistant carbide teeth and spurs
- » Center point reduces deflection

LEFT-HAND PART NO.	RIGHT-HAND PART NO.	CUTTING DIAM. ØD	SHANK DIAM.	SHANK LENGTH	NO. OF CUTTING EDGES	OVERALL LENGTH
D14A30L-H	D14A30R-H	30	10	25	2+2	47
D14A35L-H	D14A35R-H	35	10	25	2+2	47

D14B

57.5MM BORING DRILLS, 3T+3 SPURS 10MM DIAM. X 25MM LONG SHANK



APPLICATION:

- » Used in high speed applications
- » Can reduce chipping or tear-out in delicate materials

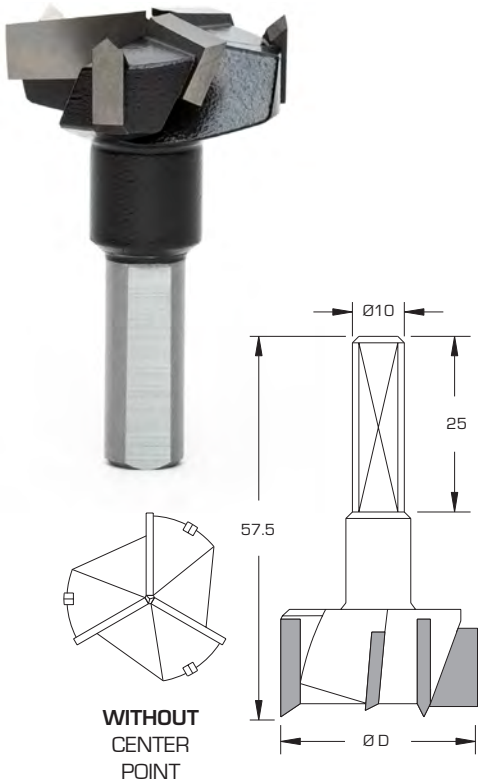
DESIGN:

- » Wear resistant carbide teeth and spurs
- » Center point reduces deflection

LEFT-HAND PART NO.	RIGHT-HAND PART NO.	CUTTING DIAM. ØD	SHANK DIAM.	SHANK LENGTH	NO. OF CUTTING EDGES	OVERALL LENGTH
D14B25L	D14B25R	25	10	25	3+3	57.5
D14B30L	D14B30R	30	10	25	3+3	57.5
D14B35L	D14B35R	35	10	25	3+3	57.5
D14B40L	D14B40R	40	10	25	3+3	57.5

D14H

57.5MM NO CENTER POINT BORING DRILLS, 3T+3 SPURS 10MM DIAM. X 25MM LONG SHANK




APPLICATION:

- » Used in high speed applications
- » Can reduce chipping or tear-out in delicate materials

DESIGN:

- » Wear resistant carbide teeth and spurs
- » No center point for flat bottom boring

LEFT-HAND PART NO.	RIGHT-HAND PART NO.	CUTTING DIAM. ØD	SHANK DIAM.	SHANK LENGTH	NO. OF CUTTING EDGES	OVERALL LENGTH
D14H25L	D14H25R	25	10	25	3+3	57.5
D14H30L	D14H30R	30	10	25	3+3	57.5
D14H35L	D14H35R	35	10	25	3+3	57.5
D14H40L	D14H40R	40	10	25	3+3	57.5




APPLICATION:

- » For blind flat bottom holes

DESIGN:

- » Wear resistant carbide teeth and spurs
- » Center point reduces deflection

LEFT-HAND PART NO.	RIGHT-HAND PART NO.	CUTTING DIAM. ØD	SHANK DIAM.	SHANK LENGTH	NO. OF CUTTING EDGES	OVERALL LENGTH
D15A15L	D15A15R	15	10	30	2+2	70
D15A20L	D15A20R	20	10	30	2+2	70
D15A25L	D15A25R	25	10	30	2+2	70
D15A26L	D15A26R	26	10	30	2+2	70
D15A30L	D15A30R	30	10	30	2+2	70
D15A35L	D15A35R	35	10	30	2+2	70
D15A9/16L	D15A9/16R	9/16"	10	30	2+2	70
D15A3/4L	D15A3/4R	3/4"	10	30	2+2	70



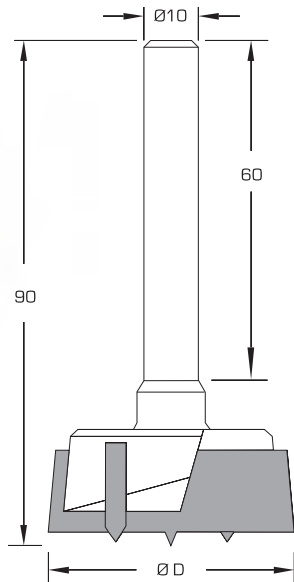
APPLICATION:

- » For blind flat bottom holes

DESIGN:

- » Wear resistant carbide teeth and spurs
- » Center point reduces deflection

LEFT-HAND PART NO.	RIGHT-HAND PART NO.	CUTTING DIAM. ØD	SHANK DIAM.	SHANK LENGTH	NO. OF CUTTING EDGES	OVERALL LENGTH
D16A15L	D16A15R	15	10	30	2+2	77
D16A20L	D16A20R	20	10	30	2+2	77
D16A25L	D16A25R	25	10	30	2+2	77
D16A26L	D16A26R	26	10	30	2+2	77
D16A30L	D16A30R	30	10	30	2+2	77
D16A35L	D16A35R	35	10	30	2+2	77

**APPLICATION:**

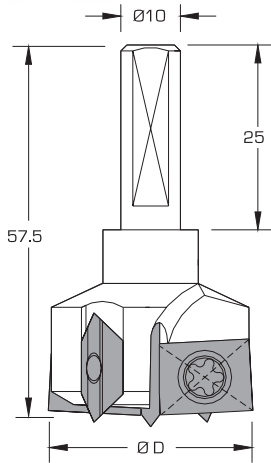
- » For through hole boring

DESIGN:

- » Cylindrical shank (no flat on shank)
- » Two teeth + two spurs
- » Wear resistant carbide wings

RIGHT-HAND PART NO.	CUTTING DIAM. ØD	SHANK DIAM.	SHANK LENGTH	NO. OF CUTTING EDGES	OVERALL LENGTH
D14D15	15	10	60	2+2	90
D14D16	16	10	60	2+2	90
D14D18	18	10	60	2+2	90
D14D20	20	10	60	2+2	90
D14D22	22	10	60	2+2	90
D14D24	24	10	60	2+2	90
D14D25	25	10	60	2+2	90
D14D26	26	10	60	2+2	90
D14D28	28	10	60	2+2	90
D14D30	30	10	60	2+2	90
D14D32	32	10	60	2+2	90
D14D34	34	10	60	2+2	90
D14D35	35	10	60	2+2	90
D14D35L •	35	10	60	2+2	90
D14D36	36	10	60	2+2	90
D14D38	38	10	60	2+2	90
D14D40	40	10	60	2+2	90
D14D5/8	5/8"	10	60	2+2	90
D14D3/4	3/4"	10	60	2+2	90

- Left-hand rotation



APPLICATION:

- » For high production applications where cut quality is critical
- » Ideal for abrasive applications such as HPL
- » Precision ground inserts provide accurate cuts
- » Carbide insert spurs provide clean cuts in delicate materials such as high gloss laminates

DESIGN:

- » Extremely wear resistant carbide inserts
- » Precision ground pockets allow for fast, accurate mounting of inserts

LEFT-HAND PART NO.	RIGHT-HAND PART NO.	CUTTING DIAM. ØD	SHANK DIAM.	SHANK LENGTH	NO. OF CUTTING EDGES	OVERALL LENGTH
D14E25L	D14E25R	25	10	25	2+2	57.5
D14E26L	D14E26R	26	10	25	2+2	57.5
D14E30L	D14E30R	30	10	25	2+2	57.5
D14E35L	D14E35R	35	10	25	2+2	57.5
D14E40L	D14E40R	40	10	25	2+2	57.5

REPLACEMENT PARTS

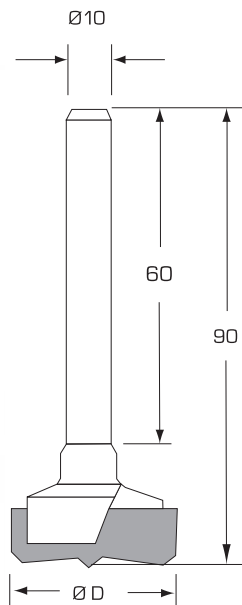


SPUR	INSERT SCREW	SPUR SCREW	WRENCH
D14E40B	D14EM4F	D14EM4T	W400405



LEFT-HAND PART NO.	INSERT	LEFT-HAND CENTER POINT
D14E25L	D14E25A	D14E40CL
D14E26L	D14E26A	D14E40CL
D14E30L	D14E30A	D14E40CL
D14E35L	D14E35A	D14E40CL
D14E40L	D14E40A	D14E40CL

RIGHT-HAND PART NO.	INSERT	RIGHT-HAND CENTER POINT
D14E25R	D14E25A	D14E40CR
D14E26R	D14E26A	D14E40CR
D14E30R	D14E30A	D14E40CR
D14E35R	D14E35A	D14E40CR
D14E40R	D14E40A	D14E40CR

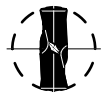
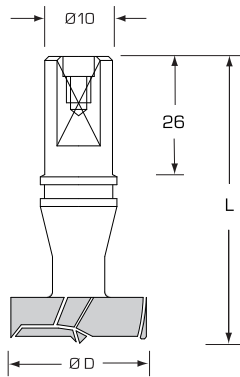
D14C**90MM THROUGH HOLE BORING DRILLS, 2 TEETH**
10MM DIAM. X 60MM LONG SHANK**APPLICATION:**

- » For through hole boring with clean edges

DESIGN:

- » Cylindrical shank (no flat on shank)
- » Two teeth (without spurs)
- » Long reach for thick materials
- » Wear resistant carbide wings

RIGHT-HAND PART NO.	CUTTING DIAM. ØD	SHANK DIAM.	SHANK LENGTH	NO. OF CUTTING EDGES	OVERALL LENGTH
D14C15	15	10	60	2	90
D14C20	20	10	60	2	90
D14C25	25	10	60	2	90
D14C28	28	10	60	2	90
D14C30	30	10	60	2	90
D14C35	35	10	60	2	90
D14C38	38	10	60	2	90
D14C40	40	10	60	2	90

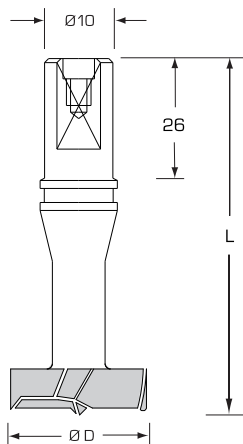
D30A**57MM SOLID CARBIDE BORING DRILLS, 2 TEETH**
10MM DIAM. X 26MM SHANK**APPLICATION:**

- » For blind flat bottom holes

DESIGN:

- » High performance micrograin solid carbide tips with high tensile strength steel shanks
- » Rounded spurs provide exceptional finish
- » For high precision boring

LEFT-HAND PART NO.	RIGHT-HAND PART NO.	CUTTING DIAM. ØD	SHANK DIAM.	SHANK LENGTH	NO. OF CUTTING EDGES	OVERALL LENGTH L
D30A15L	D30A15R	15	10	26	2	57
D30A20L	D30A20R	20	10	26	2	57
D30A25L	D30A25R	25	10	26	2	57
D30A30L	D30A30R	30	10	26	2	57
D30A35L	D30A35R	35	10	26	2	57

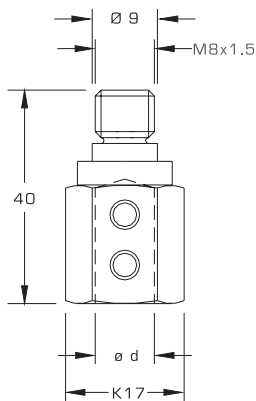
D35A**70MM SOLID CARBIDE BORING DRILLS, 2 TEETH**
10MM DIAM. X 26MM SHANK**APPLICATION:**

- » For blind flat bottom holes

DESIGN:

- » High performance micrograin solid carbide tips with high tensile strength steel shanks
- » Rounded spurs provide exceptional finish
- » For high precision boring

LEFT-HAND PART NO.	RIGHT-HAND PART NO.	CUTTING DIAM. $\varnothing D$	SHANK DIAM.	SHANK LENGTH	NO. OF CUTTING EDGES	OVERALL LENGTH L
D35A15L	D35A15R	15	10	26	2	70
D35A20L	D35A20R	20	10	26	2	70
D35A25L	D35A25R	25	10	26	2	70
D35A30L	D35A30R	30	10	26	2	70
D35A35L	D35A35R	35	10	26	2	70

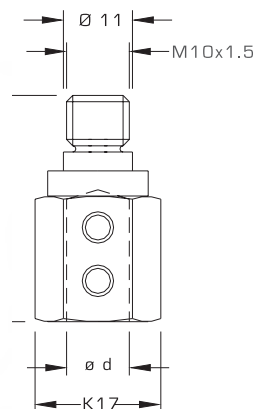
D0012**THREADED DRILL ADAPTORS**
M8 X 1.5 SHANK**APPLICATION:**

- » Conversion adaptor to use standard shank types

DESIGN:

- » Rotation and shank diameter specific

LEFT-HAND PART NO.	RIGHT-HAND PART NO.	CLAMPING DIAM. $\varnothing d$	COLLAR DIAM.	THREAD	OVERALL LENGTH
D001208L	D001208R	8	9	M8 x 1.5	40
D001210L	D001210R	10	9	M8 x 1.5	40

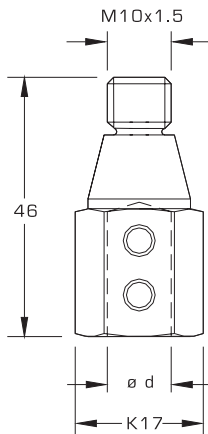
D0013**THREADED DRILL ADAPTORS**
M10 X 1.5 SHANK**APPLICATION:**

- » Conversion adaptor to use standard shank types

DESIGN:

- » Rotation and shank diameter specific

LEFT-HAND PART NO.	RIGHT-HAND PART NO.	CLAMPING DIAM. $\varnothing d$	COLLAR DIAM.	OVERALL LENGTH	THREAD
D001308L	D001308R	8	11	40	M10 x 1.5
D0013L	D0013R	10	11	40	M10 x 1.5



APPLICATION:

» Conversion adaptor to use standard shank types

DESIGN:

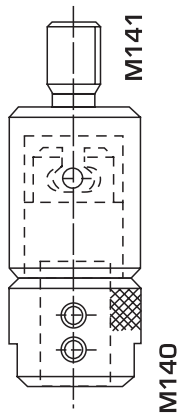
» Rotation and shank diameter specific

LEFT-HAND PART NO.	RIGHT-HAND PART NO.	CLAMPING DIAM. ød	OVERALL LENGTH	THREAD
D001408L	D001408R	8	46	M10 x 1.5
D0014L	D0014R	10	46	M10 x 1.5



M141 Threaded Unit

ASSEMBLY



M140 Drill Holder

APPLICATION:

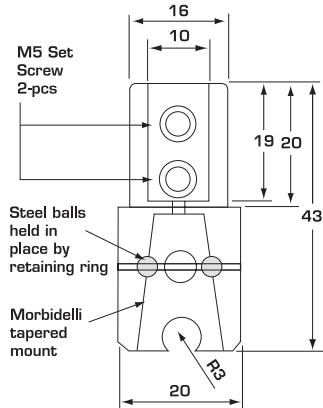
» Used to minimize downtime of tool changes of threaded drills

DESIGN:

- » Assembly requires 1pc M141 and 1pc M140
- » M141 adaptor is rotation specific
- » M140 adaptor mounts to standard 10mm shank types

LEFT-HAND PART NO.	RIGHT-HAND PART NO.	CLAMPING UNIT	THREAD	OVERALL LENGTH
M141L	M141R	M140	M10 x 1.5	40

PART NO.	CLAMPING DIAM.	DIAM.	OVERALL LENGTH
M140	10	20	43

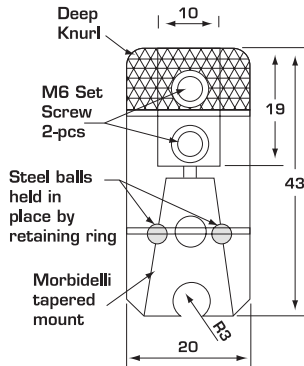
M160**MORBIDELLI QUICK CHANGE DRILL ADAPTORS
TRACK STYLE****APPLICATION:**

- » Used to minimize downtime of tool changes on track style drilling centers

DESIGN:

- » Suitable for both LH and RH rotations

PART NO.	CLAMPING DIAM.	DIAM.	OVERALL LENGTH
M160	10	20	43

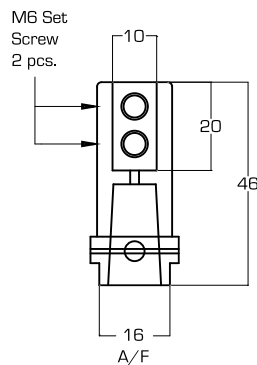
M165**MORBIDELLI QUICK CHANGE DRILL ADAPTORS
STANDARD STYLE****APPLICATION:**

- » Used to minimize downtime of tool changes on Morbidelli drilling centers

DESIGN:

- » Suitable for both LH and RH rotations
- » Adaptor mounts to standard 10mm shank types

PART NO.	CLAMPING DIAM.	DIAM.	OVERALL LENGTH
M165	10	20	43

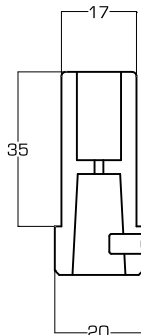
M170**QUICK CHANGE DRILL ADAPTOR
FOR HOMAG THROUGHFEED DRILLING MACHINES****APPLICATION:**

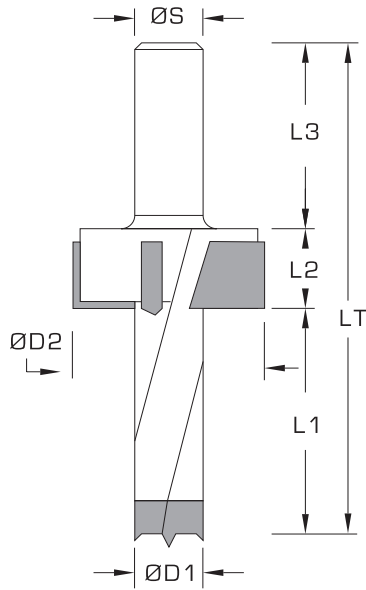
- » Used to minimize downtime of tool changes on throughfeed drilling machines

DESIGN:

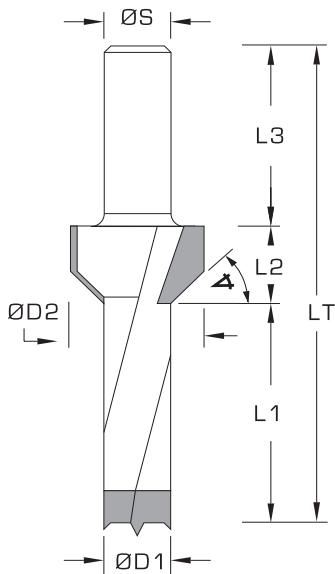
- » Suitable for both LH and RH rotations

PART NO.	CLAMPING DIAM.	DIAM.	OVERALL LENGTH
M170	10	20	46

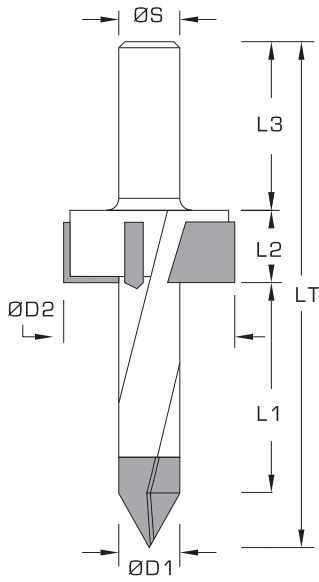


D60F1**CUSTOM COUNTERBORE BIT
WITH BRADPOINT DRILL**

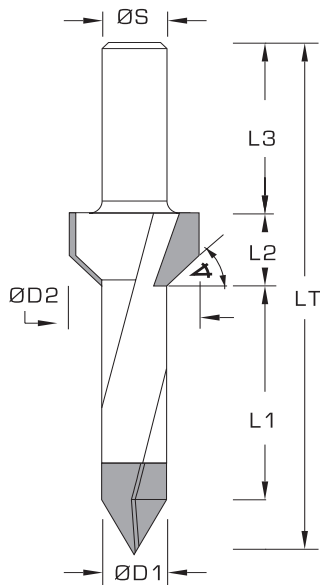
ØS	
ØD1	
ØD2	
L1	
L2	
L3	
LT	

D60F2**CUSTOM COUNTERSINK BIT
WITH BRADPOINT DRILL**

ØS	
ØD1	
ØD2	
L1	
L2	
L3	
LT	



ØS	
ØD1	
ØD2	
L1	
L2	
L3	
LT	



ØS	
ØD1	
ØD2	
L1	
L2	
L3	
LT	



ACCESSORIES



PRODUCT CATEGORY	PAGE NO.
BALL BEARING GUIDES	H1
BUSHINGS FOR SAW BLADES	H2
FLANGED SLEEVES	H2
FLANGES FOR CIRCULAR SAW BLADES	H3
MECHANICAL SLEEVES	H3
SLEEVES	H1
SPACERS	H1

PART NO.	PAGE NO.
054-3175-1 - 054-40-3175	H2
058-114001 - 058-040138	H2
W057114-3 - W057114-80	H1

METRIC I.D.

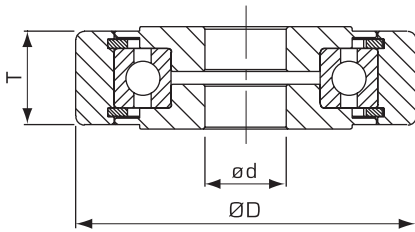
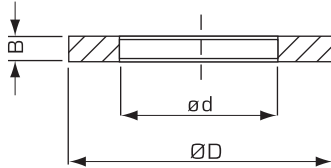
OUTSIDE DIAM. ØD MM	INSIDE DIAM. ød
50	30
55	35
60	40
70	50

IMPERIAL I.D.

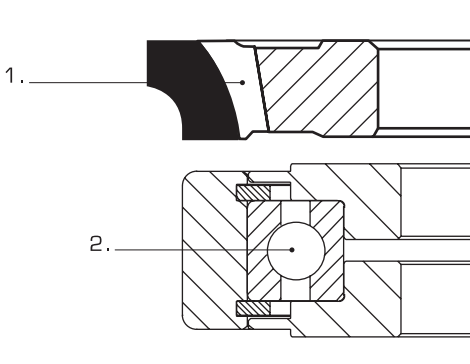
OUTSIDE DIAM. ØD MM	INSIDE DIAM. ød
50	1-1/4"
55	1-3/8"
60	1-9/16"
70	1-13/16"

THICKNESS

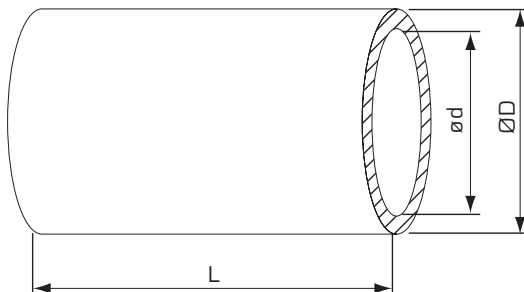
THICKNESS B MM	THICKNESS B INCH
0.1 - 0.2-0.5 - 1.0	.004" - .008" - .020" - .040"
2.0	.040"
5.0	3/16"
10.0	25/64"
8.1-20	5/16"-3/4"
20.1-30	53/64"-1-3/16"
30.1-40	1-3/16"-1-9/16"
40.1-50	1-9/16"-2"



PART NO.	OUTER DIAM. ØD	INNER DIAM. ød	THICKNESS T
W057114-3	3"	1-1/4"	7/8"
W057114-4	4"	1-1/4"	7/8"
W057114-80	80mm	40mm	18mm



1 = CUTTER
2 = BALL BEARING GUIDE



IMPERIAL I.D.

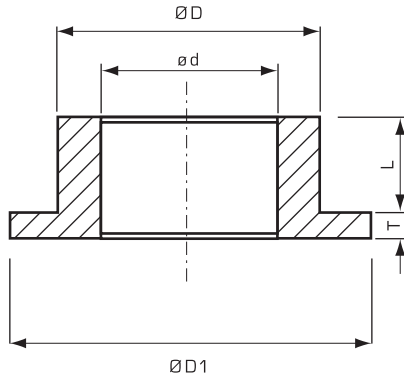
OUTSIDE DIAM. ØD	INSIDE DIAM. ød
1-1/4"	3/4"
1-13/16"	1-1/4"

METRIC I.D.

OUTSIDE DIAM. ØD MM	INSIDE DIAM. ød MM
35	30
40	30-35
50	30-40

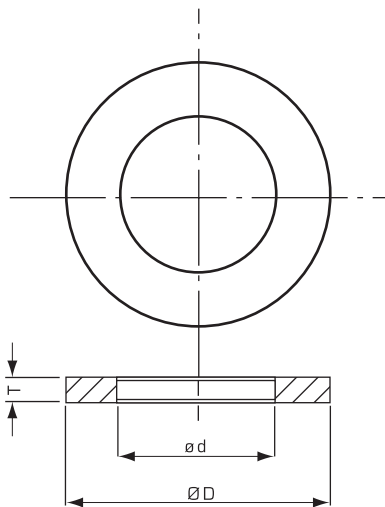
LENGTH

L MM	L INCH
2	5/64"
5	3/16"
10	3/8"
15	5/8"
20	3/4"
30	1-3/16"

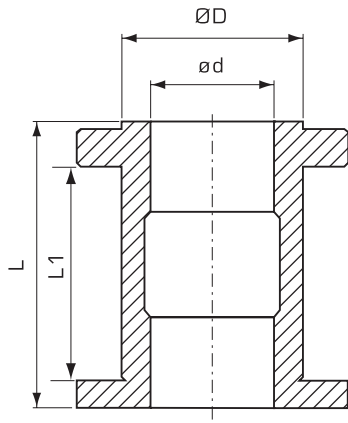


PART NO.	OUTER DIAM. ØD	INNER DIAM. ød	FLANGE DIAM. ØD1 MM	FLANGE THICK. T MM	LENGTH L MM
054-3175-1905	1-1/4"	3/4"	52	5	20
054-3175-34	1-1/4"	3/4"	45	3	15
054-3175-254	1-1/4"	1"	52	5	20
054-3175-1	1-1/4"	1"	45	3	15
054-40-3175	40mm	1-1/4"	60	5	20

Other sizes available upon request



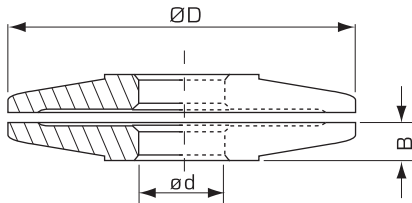
PART NO.	OUTER DIAM. ØD	INNER DIAM. ød	THICKNESS T MM
058-114001	1-1/4"	1"	2.1
058-114034	1-1/4"	3/4"	2.1
058-114058	1-1/4"	5/8"	2.1
058-118001	1-1/8"	1"	2.1
058-001034	1"	3/4"	2.1
058-001058	1"	5/8"	2.1
058-020038	20mm	3/8"	2.1
058-020058	20mm	5/8"	2.1
058-022020	22mm	20mm	2.1
058-022034	22mm	3/4"	2.1
058-022058	22mm	5/8"	2.1
058-034058	3/4"	5/8"	2.1
058-030001	30mm	1"	2.1
058-030034	30mm	3/4"	2.1
058-030058	30mm	5/8"	2.1
058-032020	32mm	20mm	2.1
058-040114	40mm	1-1/4"	2.1
058-040138	40mm	1-3/8"	2.1



SPECIAL PRODUCTION

OUTER DIAM. ØD MM	INNER DIAM. ød	USABLE LENGTH L1 MM	OVERALL LENGTH L MM	ROTATION
50	1-1/4"	70	90	RH/LH
50	1-1/4"	85	105	RH/LH
50	1-1/2"	85	105	RH/LH
50	40mm	70	90	RH/LH
50	40mm	90	112	RH/LH
60	1-1/4"	85	105	RH/LH
60	1-1/2"	85	105	RH/LH
60	40mm	90	112	RH/LH

Other sizes available upon request



ØD MM	ød MM	ØD INCH	ød INCH
60	30	2-3/8"	5/8" - 1"
80	30	3-1/8"	5/8" - 1"
100	30	4"	5/8" - 1"
125	30	5"	5/8" - 1"
150	30	6"	5/8" - 1"



www.fstoolcorp.com

QUALITY • SERVICE • PRIDE • TRADITION • INNOVATION

 **FS TOOL CORPORATION**

71 Hobbs Gate • Markham, Ontario • L3R 9T9

TEL 1.800.387.9723 • **FAX** 905.475.0347

 **FS TOOL CORPORATION**

210 South Eighth Street • P.O. Box 510 • Lewiston, NY 14092-0510

TEL 1.800.387.9723 • **FAX** 1.800.361.5010